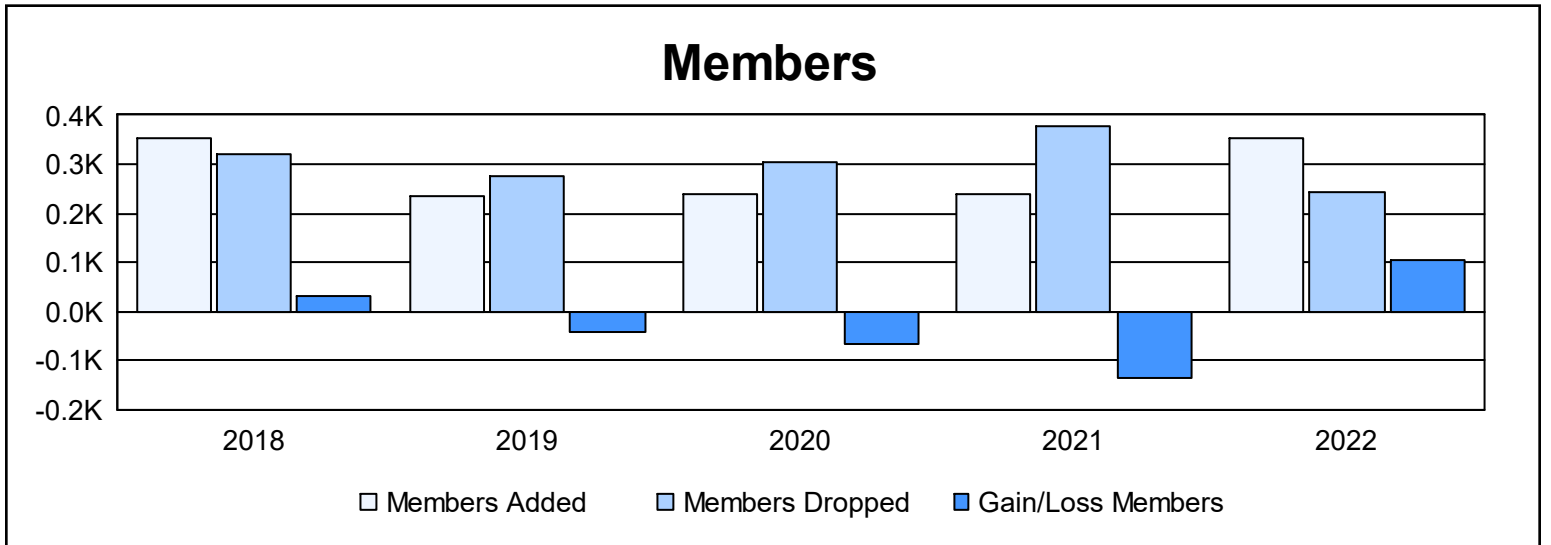
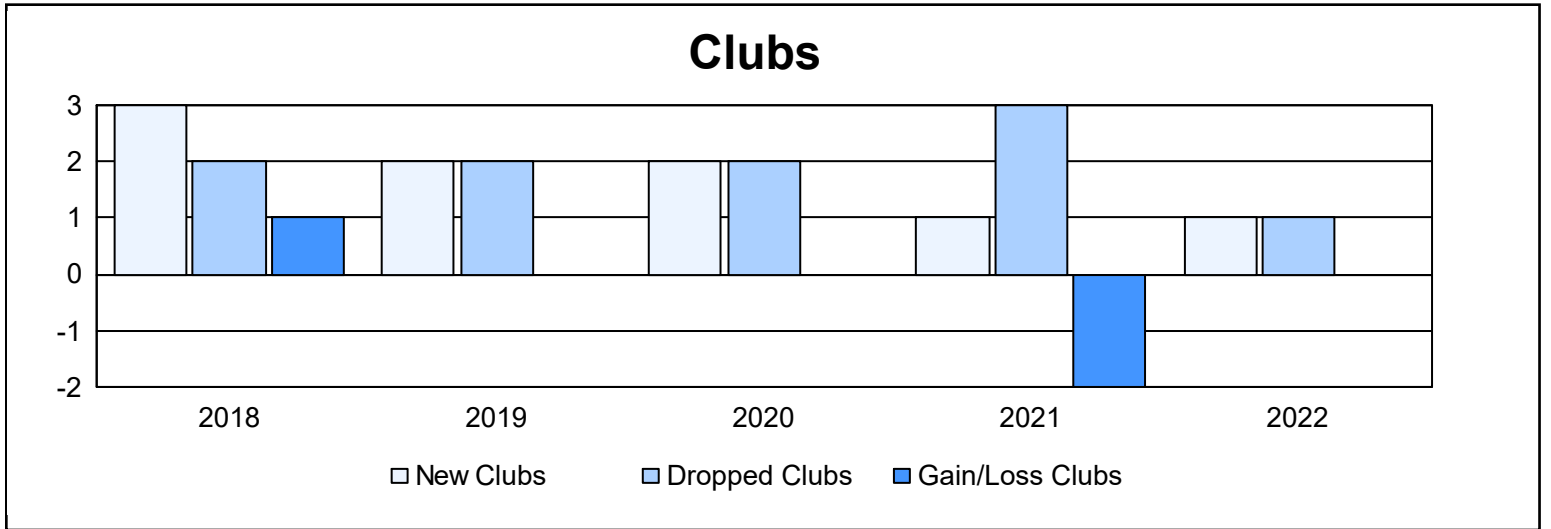
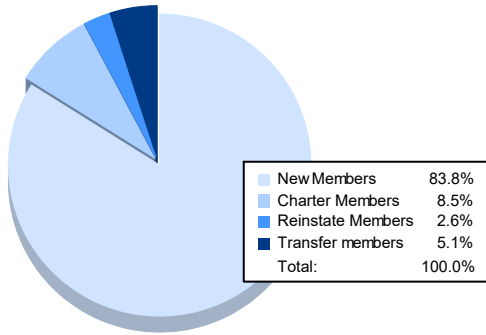


| Year           | New Clubs | Dropped Clubs | Gain/ Loss Clubs | New Members | Charter Members | Reinstate Members | Transfer Members | Total Member Added | Total Members Dropped | Gain/ Loss Members |
|----------------|-----------|---------------|------------------|-------------|-----------------|-------------------|------------------|--------------------|-----------------------|--------------------|
| 2017-2018      | 3         | 2             | 1                | 244         | 98              | 4                 | 5                | 351                | 320                   | 31                 |
| 2018-2019      | 2         | 2             | 0                | 167         | 47              | 12                | 10               | 236                | 277                   | -41                |
| 2019-2020      | 2         | 2             | 0                | 181         | 43              | 9                 | 4                | 237                | 304                   | -67                |
| 2020-2021      | 1         | 3             | -2               | 197         | 22              | 21                | 1                | 241                | 376                   | -135               |
| 2021-2022      | 1         | 1             | 0                | 294         | 30              | 9                 | 18               | 351                | 245                   | 106                |
| <b>Average</b> | <b>2</b>  | <b>2</b>      | <b>0</b>         | <b>217</b>  | <b>48</b>       | <b>11</b>         | <b>8</b>         | <b>283</b>         | <b>304</b>            | <b>-21</b>         |



### Membership Composition June 2022 Cumulative



### Gender Composition June 2022 Cumulative

